

HOW TO VIRTUAL FESTIVAL

Welcome to the 67th SFF! As the Virtual Edition is taking place on a new platform, we've put together this how-to guide to help you explore the program and start streaming. You'll need to create an account, so that you can rent films now and watch at any time during the Festival period, and you'll need your credit card details handy. Follow the steps below to get started!

HOW CAN I FIND OUT WHAT'S SCREENING IN THE 67TH SFF: VIRTUAL EDITION AND AWARDS?

Go to sff.org.au and click **On Demand** to reach the **On Demand** home page.

From the **On Demand** home page, you can browse the program by scrolling or use the menu at the top of the page to browse by title or program strand.

HOW CAN I SEE MORE INFORMATION ABOUT A FILM?

Clicking on the film image will take you to the **Film Listing** [Image 1] where you can find the synopsis and credits, and watch the trailer.



Ayaan
Directed by Alex Suter 2020 Australia 18 minutes 15+
An escaped asylum seeker (Babalola Tadi) encounters an Aboriginal man (Drew Anderson) on a remote Australian beach. She must decide whether to trust him or journey on alone.
Before meeting Ben at Columbia University, Alex Bellar was an inmate in a prison and Oscar-nominated composer for over fifteen years across all film festival worlds.
Drew Anderson's screenplay is a 2019 + including Australian Screenplay Awards by Screen Australia and Screen Australia, and the genre.
PRODUCTION: STRONG
DISTRIBUTION: Australian Screen Film
COUNTRY: AUSTRALIA
GENRE: Drama
LANGUAGE: English
SUBTITLE: English and Indonesian with English subtitles
PREMIERE: SFF17
WORD PARTNER

Image 1

HOW DO I RENT AND WATCH A FILM?

Films can be rented individually or as part of a bundle.

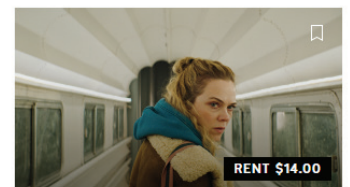
Whilst browsing the program, hover over a film image or your preferred bundle and click **Rent** [Image 2].

Or from a **Film Listing**, click **Rent** on the right side of the page.

Follow the prompts to create your account if you don't already have one. Enter your credit card details to complete payment [Image 3].

The film will be available in your account to watch once at any time during the Festival period, 1:00am 10 June to 11:55pm 21 June

To access your rented films, click on your account name in the top right hand corner and then click on **My Library** [Image 4]. If you have rented a bundle, all films in the bundle will be automatically added to your Library.



Charter

Feature In her daring and impressive follow-up to SFF 2017 favourite *Sami Blood*, Amanda Kernell follows a desperate mother's abduction of her two estranged children.

Image 2

WHY DO I NEED AN ACCOUNT?

An account lets you rent a film or package of films now to watch any time during the Festival period. Films you have rented or bookmarked will appear on the **On Demand** home page when you are signed in to your account, and in your Library.

To create an account, choose a film, click **Rent** and follow the prompts.

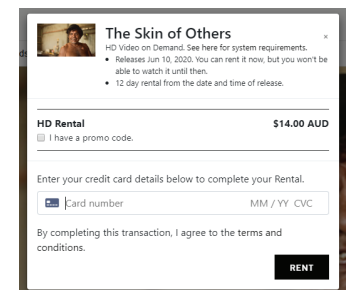



Image 3

HOW DO I BOOKMARK FILMS?

To bookmark films that you're interested in but haven't rented yet, head to the **On Demand** Home page.

Browse by title or program strand. Hover over a film image and click the bookmark icon  on the top right of the film image.

Bookmarked films will appear on the **On Demand** home page, in the **My List** section [Image 5] below the carousel.

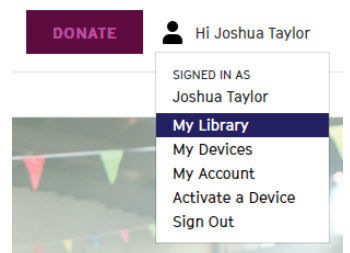



Image 4

MY LIST



The Leadership

Documentary
In 2016, a collection of international women scientists set sail for Antarctica under the guidance of Australian leadership expert Fabian Dattner; what transpired is both inspiring and revelatory.

Morgana

Documentary
A lonely housewife's plan to end it all takes an unexpected turn when her last hurrah begins a radical journey of sexual exploration, personal re-invention and feminist porn.

Image 5

WHAT RENTAL OPTIONS ARE THERE?

Individual feature or documentary.....	\$14
Documentary Australia Foundation Award for Australian Documentary: bundle of 10 films	\$99
Dendy Awards for Australian Short Films and Screenability: bundle of 13 short films	\$14
Screenability: bundle of 3 short films	\$5
Europe! Voices of Women in Film: bundle of 10 films	\$99
Access Full Festival: this bundle includes access to all films in the Virtual Edition program	\$199

CLASSIFICATION INFORMATION

All Ages indicates No Age Restrictions

15+ must not be exhibited to anyone under 15 years unless they are accompanied by an adult

18+ restricted to people aged 18 years and over

Warning: Films rated 18+ may contain elements such as sex scenes, drug use, suicide, aggressive themes, abuse, and violent acts including sexual assault, that are strong in impact.

HOW LONG ARE FILMS AVAILABLE?

After renting a film it will be available in your account to view during the Festival period, from 1:00am 10 June to 11:55pm 21 June.

Films can be viewed once per rental. You will be able to pause a film whilst its playing.

Films must be viewed during the Festival period. In no circumstances will the Festival refund rentals for films not viewed.

WHAT TECHNICAL REQUIREMENTS ARE THERE?

You will need a computer, smart TV, smart phone or tablet with an internet connection.

The On Demand player is compatible with all up-to-date browsers including Chrome, Edge, Opera, Safari and Firefox. Some older browser versions may not be compatible, so please ensure your browser is up-to-date.

HOW CAN I ACCESS BONUS MATERIALS, SUCH AS MEET THE FILMMAKER TALKS?

Bonus materials can be found on the [Film Listing](#) for the relevant film, underneath the trailer.

Each film's director has filmed a short introduction to their work, which will be screened prior to their film.

HOW CAN I WATCH SPECIAL EVENTS AND AWARDS?

Special Events, such as panel discussions, can be found by going to the [On Demand](#) home page and clicking [Events](#) at the top of the page.

To watch the Virtual Awards Ceremony, streaming live at 6pm on Thursday 18 June, go to the [On Demand](#) home page and click [Awards](#) at the top of the page.

HOW DO I TURN ON CLOSED CAPTIONS?

Whilst playing a film, click the CC button along the bottom of the player to turn closed captions on and off.

HOW DO I WATCH A FILM WITH AUDIO DESCRIPTION?

All of the Dendy and Screenability short films can be viewed with audio description.

Go to the [Film Listing](#) for the film you want to watch and scroll down to Bonus Content to find a version of the film with audio description.

HOW DO I CONNECT MY SMART TV

The best way to watch films is by connecting a laptop via HDMI cable to your TV, however you may also connect via Chrome Cast or Apple Airplay. Please refer to the user manuals associated with your devices for more details, or search online for the most relevant instructional video.